



Automating **large**-scale simulation and data analysis with **OMNeT++**

Antonio Viridis

(Carlo Vallati, Giovanni Nardini)

University of Pisa – Italy

OMNeT++ Summit 2016

PANEL VERSION!

OUTLINE

- Simulation Phases
- Factors vs Parameters
- **Five** main topics



Panelists

Red Corner

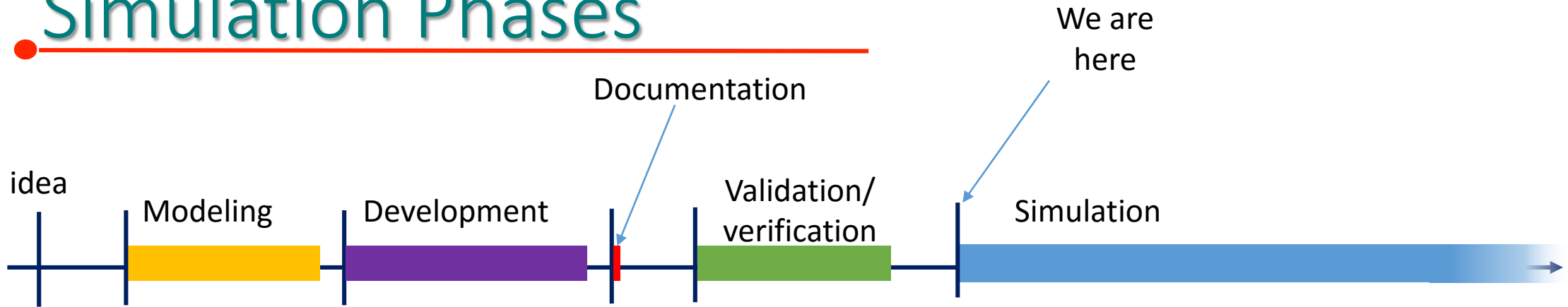
- Laura Marie Feeney
(Uppsala University, Sweden)
- Kyeong Soo (Joseph) Kim
(Xi'an Jiaotong-Liverpool University, Suzhou, China)

Blue Corner

- Andras Varga
- Rudolf Hornig
(OMNeT++ Team)



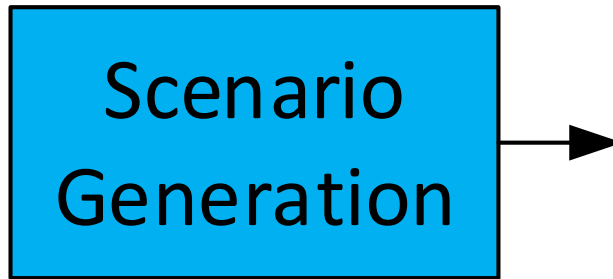
Simulation Phases



- **Modeling**, **development** and **validation/verification** are completed.
- We have a pretty good idea on what to test.
- We have a pretty good idea on what to measure.



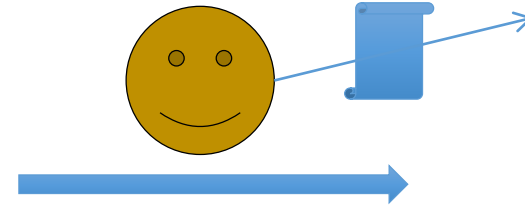
Simulation Phases



- **What to simulate.**
- **How to perform simulation** (single PC? Multi PC? How many in parallel?)
- **How we write results? How we read them?**
- **Statistical analysis and result presentation.**



Factors vs Parameters



- Non varying parameters

parameters

```
** .packets_second = 50  
** .mobility_type = "linear"
```

- Varying parameters

`${iteration vars}`

factors

```
** .size= ${ 50 , 100 }  
** .speed = ${ 1 , 2 }
```



Factors and Simulations

```
repeat = 3
```

ID	size	speed
0	50	1
1	100	1
2	50	2
3	100	2



ID	size	speed	repetition
0	50	1	0
1	50	1	1
2	100	1	0
3	100	1	1
4	50	2	0
5	50	2	1
6	100	2	0
7	100	2	1



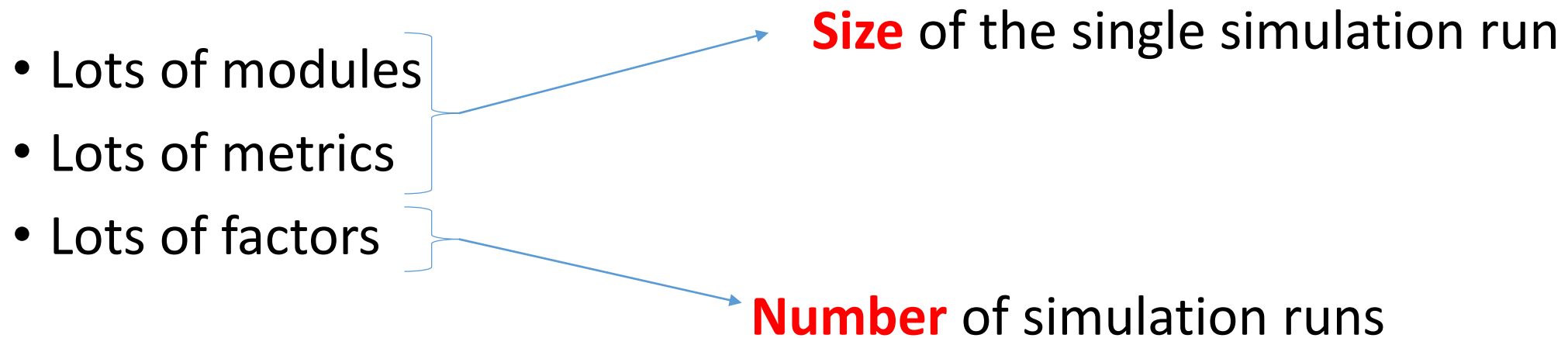
Architecture

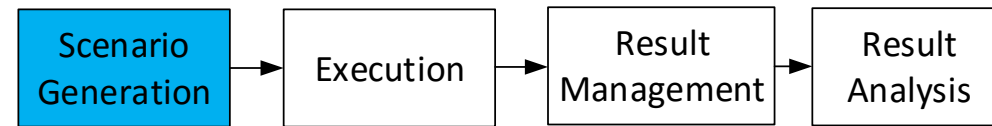
Scenario
Generator



• Topic 0: Large Scale

- When does a simulation become “**large**”?





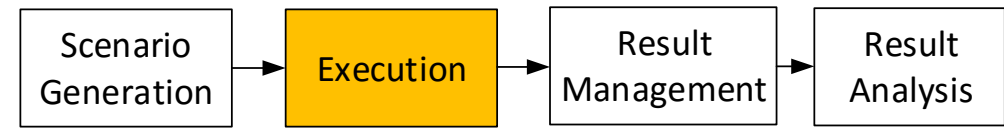
Topic 1: Scenario Generation

- Are factors that important?
- Naming: ID based vs Factor Based

ID	size	speed	repetition
0	50	1	0
1	50	1	1
2	100	1	0
3	100	1	1
4	50	2	0
5	50	2	1
6	100	2	0
7	100	2	1

`** .size= ${ 50 , 75 , 100 }`

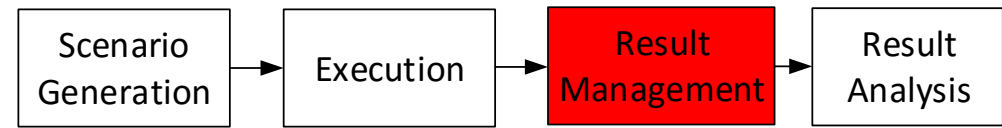




• Topic 2: Simulation execution

- Available: `opp_run` and `opp_runall` ← Single configuration
- How to deal with a **large number of runs** (possibly on multiple cores)?
- Is **AKAROA** your favorite son (still)?
- Need for dynamic **stop criterion**? (e.g. statistical confidence reached)



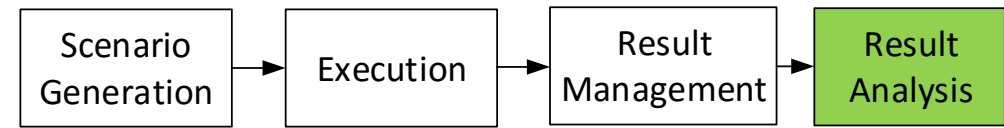


• Topic 3: Writing/Reading Results


- Available: **scavetool** + **GUI interface** (parsing)
- Work on files using **regular expressions**.
- Results are fully loaded into **memory**.
- Alternatives?
- Implementing a **new writers**?
- Connecting results to factors?

```
output-scalar-file = ${configname}-${runnumber}-${iterationvars}-${repetition}.sca
```





Topic 4: Result Analysis

- Built-in in OMNeT via GUI 
- Connection with R, Octave, Matlab...
- Data representation: **gnuplot** interface anyone?



Topic 5: Unified Framework

